

## Statistical Mechanics

A lot can be accomplished without ever acknowledging the existence of molecules. Indeed, much of thermodynamics exists for just this purpose. Thermodynamics permits us to explain and predict phenomena that depend crucially on the fact that our world comprises countless molecules, and it does this without ever recognizing their existence. In fact, establishment of the core ideas of thermodynamics predates the general acceptance of the atomic theory of matter. Thermodynamics is a formalism with which we can organize and analyze macroscopic experimental observations, so that we have an intelligent basis for making predictions from limited data. Thermodynamics was developed to solve practical problems, and it is a marvelous feat of science and engineering.

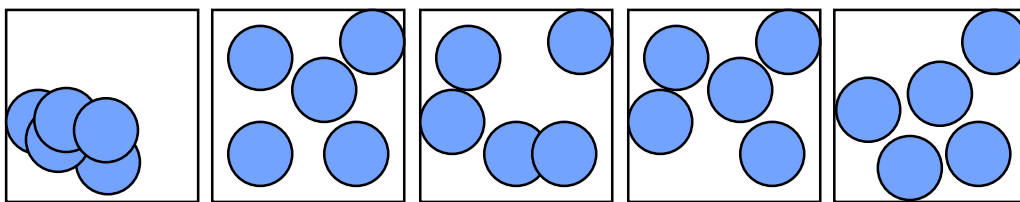
Of course, to fully understand and manipulate the world we must deal with the molecules. But this does not require us to discard thermodynamics. On the contrary, thermodynamics provides the right framework for constructing a molecular understanding of macroscopic behavior. Thermodynamics identifies the interesting macroscopic features of a system. *Statistical mechanics* is the formalism that connects thermodynamics to the microscopic world. Remember that a statistic is a quantitative measure of some collection of objects. An observation of the macroscopic world is necessarily an observation of some statistic of the molecular behaviors. The laws of thermodynamics derive largely from laws of statistics, in particular the simplifications found in the statistics of large numbers of objects. These objects—molecules—obey mechanical laws that govern their behaviors; these laws, through the filter of statistics, manifest themselves as macroscopic observables such as the equation of state, heat capacity, vapor pressure, and so on. The correct mechanics of molecules is of course quantum mechanics, but in a large number of situations a classical treatment is completely satisfactory.

A principal aim of molecular simulation is to permit calculation of the macroscopic behaviors of a system that is defined in terms of a microscopic model, a model for the mechanical interactions between the molecules. Clearly then, statistical mechanics provides the appropriate theoretical framework for conducting molecular simulations. In this section we summarize from statistical mechanics the principal ideas and results that are needed to design, conduct, and interpret molecular simulations. Our aim is not to be rigorous or comprehensive in our presentation. The reader needing a more detailed justification for the results given here is referred to one of the many excellent texts on the topic. Our focus at present is with thermodynamic behaviors of equilibrium systems, so we will not at this point go into the ideas needed to understand the microscopic origins of transport properties, such as viscosity, thermal conductivity and diffusivity.

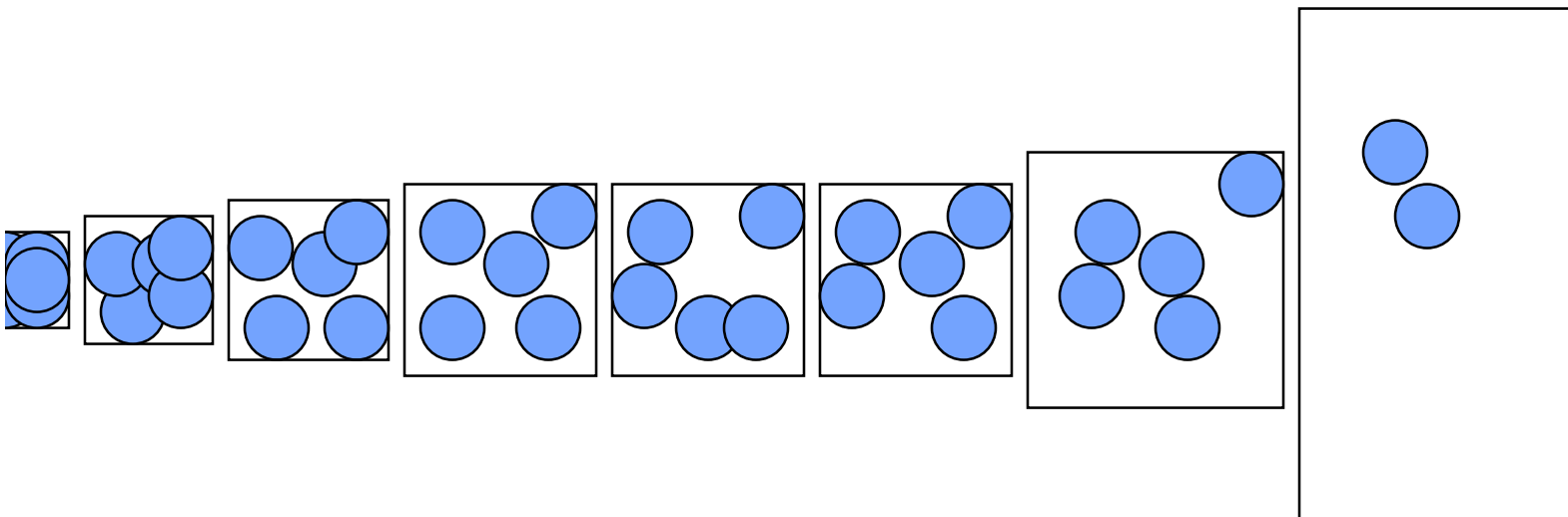
## Ensembles

A key concept in statistical mechanics is the *ensemble*. An ensemble is a collection of microstates of system of molecules, all having in common one or more extensive properties. Additionally, an ensemble defines a probability distribution  $\pi$  accords a

weight to each element (microstate) of the ensemble. These statements require some elaboration. A *microstate* of a system of molecules is a complete specification of all positions and momenta of all molecules (*i.e.*, all atoms in all molecules, but for brevity we will leave this implied). This is to be distinguished from a thermodynamic state, which entails specification of very few features, *e.g.* just the temperature, density and total mass. An extensive quantity is used here in the same sense it is known in thermodynamics—it is a property that relates to the total amount of material in the system. Most frequently we encounter the total energy, the total volume, and/or the total number of molecules (of one or more species, if a mixture) as extensive properties. Thus an ensemble could be a collection of all the ways that a set of  $N$  molecules could be arranged (specifying the location and momentum of each) in a system of fixed volume. As an example, in Illustration 1 we show a few elements of an ensemble of five molecules.



If a particular extensive variable is not selected as one that all elements of the ensemble



have in common, then all physically possible values of that variable are represented in the collection. For example, Illustration 2 presents some of the elements of an ensemble in which only the total number of molecules is fixed. The elements are not constrained to have the same volume, so all possible volumes from zero to infinity are represented. Likewise in both Illustrations 1 and 2 the energy is not selected as one of the common extensive variables. So we see among the displayed elements configurations in which molecules overlap. These high-energy states are included in the ensemble, even though we do not expect them to arise in the real system. The likelihood of observing a given element of an ensemble—its physical relevance—comes into play with the probability distribution  $\pi$  that forms part of the definition of the ensemble.

Any extensive property omitted from the specification of the ensemble is replaced by its conjugate intensive property. So, for example, if the energy is not specified to be common to all ensemble elements, then there is a temperature variable associated with the ensemble. These intensive properties enter into the weighting distribution  $\pi$  in a way that will be discussed shortly. It is common to refer to an ensemble by the set of independent variables that make up its definition. Thus the TVN ensemble collects all microstates of the same volume and molecular number, and has temperature as the third independent variable. The more important ensembles have specific names given to them. These are

- Microcanonical ensemble (EVN)
- Canonical ensemble (TVN)
- Isothermal-isobaric ensemble (TPN)
- Grand-canonical ensemble ( $TV\mu$ )

These are summarized in Illustration 3, with a schematic of the elements presented for each ensemble.

	All states of:	Probability distribution	Schematic
canonical )	given EVN		
ical )	all energies		
oncal-isobaric )	all energies and volumes		
l-canonical )	all energies and molecule numbers		

## Postulates

Statistical mechanics rests on two postulates:

1. Postulate of equal *a priori* probabilities. This postulate applies to the microcanonical (EVN) ensemble. Simply put, it asserts that the weighting function  $\pi$  is a constant in the microcanonical ensemble. All microstates of equal energy are accorded the same weight.
2. Postulate of ergodicity. This postulate states that the time-averaged properties of a thermodynamic system—the properties manifested by the collection of molecules as they proceed through their natural dynamics—are equal to the properties obtained by weighted averaging over all microstates in the ensemble.

The postulates are arguably the least arbitrary statements that one might make to begin the development of statistical mechanics. They are non-trivial but almost self-evident, and it is important that they be stated explicitly. They pertain to the behavior of an isolated system, so they eliminate all the complications introduced by interactions with the surroundings of the system. The first postulate says that in an isolated system there are no special microstates; each microstate is no more or less important than any other.

Note that conservation of energy requires that the dynamical evolution of a system proceeds through the elements of the microcanonical ensemble. Measurements of equilibrium thermodynamic properties can be taken during this process, and these measurements relate to some statistic (*e.g.*, an average) for the collective system (later in this section we consider what types of ensemble statistics correspond to various thermodynamic observables). Of course, as long as we are not talking about dynamical properties, these measurements (statistics) do not depend on the order in which the elements of the ensemble are sampled. This point cannot be disputed. What is in question, however, is whether the dynamical behavior of the system will truly sample all (or a fully representative subset of all) elements of the microcanonical ensemble. In fact, this is not the outcome in many experimental situations. The collective dynamics may be too sluggish to visit all members of the ensemble within a reasonable time. In these cases we fault the dynamics. Instead of changing our definition of equilibrium to match each particular experimental situation, we maintain that equilibrium behavior is by definition that which samples a fully representative set of the elements of the governing ensemble. From this perspective the ergodic postulate becomes more of a definition than an axiom.

## Other ensembles

A statistical mechanics of isolated systems is not convenient. We need to treat systems in equilibrium with thermal, mechanical, and chemical reservoirs. Much of the formalism of statistical mechanics is devised to permit easy application of the postulates to non-isolated systems. This parallels the development of the formalism of thermodynamics, which begins by defining the entropy as a quantity that is maximized for an isolated system at equilibrium. Thermodynamics then goes on to define the other thermodynamic

potentials, such as the Helmholtz and Gibbs free energies, which are found to obey similar extremum principles for systems at constant temperature and/or pressure.

The ensemble concept is central to the corresponding statistical mechanics development. For example, a closed system at fixed volume, but in thermal contact with a heat reservoir, samples a collection of microstates that make up the canonical ensemble. The approach to treating these systems is again based on the ensemble average. The thermodynamic properties of an isothermal system can be computed as appropriate statistics applied to the elements of the canonical ensemble, without regard to the microscopic dynamics. Importantly, the weighting applied to this ensemble is not as simple as that postulated for the microcanonical ensemble. But through an appropriate construction it can be derived from the principle of equal *a priori* probabilities. We will not present this derivation here, except to mention that the only additional assumption it invokes involves the statistics of large samples. Details may be found in standard texts in statistical mechanics.

The weighting distributions for the four major ensembles are included in the table of Illustration 3. Let us examine the canonical-ensemble form.

$$\pi(E_i; T, V, N) = \frac{1}{Q(T, V, N)} e^{-\beta E_i}$$

The symbol  $\beta$  here (and universally in the statistical mechanics literature) represents  $1/kT$ , where  $k$  is Boltzmann's constant; in this manner the temperature influences the properties of the ensemble. The term  $e^{-\beta E_i}$  is known as the *Boltzmann factor* of the energy  $E_i$ . Note that the weighting accorded to a microstate depends only on its energy; states of equal energy have the same weight. The normalization constant  $Q$  is very important, and will be discussed in more detail below. Note also that the quantity  $E/T$ , which appears in the exponent, in thermodynamics is the term subtracted from the entropy to form the constant-temperature Legendre transform, commonly known as the Helmholtz free energy (divided by  $T$ ). This weighting distribution makes sense physically. Given that we must admit all microstates, regardless of their energy, we now see that the unphysical microstates are excluded not by fiat but by their weighting. Microstates with overlapping molecules are of extremely high energy. The Boltzmann factor is practically zero in such instances, and thus the weighting is negligible. As the temperature increases, higher-energy microstates have a proportionately larger influence on the ensemble averages.

Turning now to the NPT-ensemble weighting function, we begin to uncover a pattern.

$$\pi(E_i, V_i; T, P, N) = \frac{1}{\Delta(T, P, N)} e^{-\beta E_i - \beta P V_i}$$

The weight depends on the energy and the volume of the microstate (remember that this isothermal-isobaric ensemble includes microstates of all possible volumes). The pressure influences the properties through its effect on the weighting distribution. The term in the

exponent is again that which is subtracted from the entropy to define the NPT Legendre transform, the Gibbs free energy. We now turn to the connection between the thermodynamic potential and the normalization constant of the distribution.

## Partition functions and bridge equations

The connection to thermodynamics is yet to be made, and without it we cannot relate our ensemble averages to thermodynamic observables. As alluded above, the connection comes between the thermodynamic potential and the normalization constants of the weighting functions. These factors have a fancy name: we know them as *partition functions*, but the German name is more descriptive: *germanname*, which means “sum over states”. Because they normalize the weighting function, they represent a sum over all microstates of the ensemble, summing the Boltzmann factor for each element. The bridge equations relating these functions to their thermodynamic potentials are summarized in Illustration 4. We assert the results, again without proof. Below we show several examples of their plausibility, in that they give very sensible prescriptions for the ensemble averages needed to evaluate some specific thermodynamic properties from molecular behaviors.

Ensemble	Thermodynamic Potential	Ensemble Average	Bridge Equation
Microcanonical	Energy, $E$		
Canonical	Helmholtz, $A$		
Isobaric-isochoric	Gibbs, $G$		
Grandcanonical	Massieu, $\Phi$		

## Ensemble averaging

Let us begin now to become more specific in what we mean by ensemble averaging. The usual development begins with quantum mechanics, because in quantum mechanics the elements of an ensemble form a discrete set, as given by the solutions of the time-independent Schrödinger equation. They may be infinite in number, but they are at least countably infinite, and therefore it is possible to imagine gathering a set of these discrete states to form an ensemble. The transition to classical mechanics then requires an

awkward (or at least tedious) handling of the conversion to a continuum. We will bypass this process and move straight to classical mechanics, appealing more to concepts rather than rigor in the development.

For a given  $N$  and  $V$ , an element of an ensemble corresponds to a point in classical *phase space*,  $\Gamma$ . Phase space refers to the (highly dimensional) space of all positions and momenta of (all atoms of) all molecules:  $\Gamma = (\mathbf{r}^N, \mathbf{p}^N)$ . Each molecule occupies a space of dimension  $d$ , meaning that each  $\mathbf{r}$  and  $\mathbf{p}$  is a  $d$ -dimensional vector, and  $\Gamma$  is then a  $2dN$ -dimensional space (e.g., for 100 atoms occupying a three-dimensional space,  $\Gamma$  forms a 600-dimensional space). We consider now an observable  $A(\Gamma)$  defined for each point in phase space, for example the total intermolecular energy. For a discrete set of microstates, the ensemble average of  $A$  is

$$\langle A \rangle = \sum A_i \pi_i$$

In the continuum phase space, for the canonical ensemble this average takes the form

$$\langle A \rangle = \frac{1}{Q} \frac{1}{h^{dN} N!} \int d\mathbf{p}^N \int d\mathbf{r}^N A(\mathbf{p}^N, \mathbf{r}^N) e^{-\beta E(\mathbf{p}^N, \mathbf{r}^N)}$$

The sum becomes an integral over all positions and momenta. Every possible way of arranging the atoms in the volume  $V$  is included; likewise all possible momenta, from minus- to plus-infinity are included. The Boltzmann weighting factor  $e^{-\beta U} / Q$  filters out the irrelevant configurations. Two other terms arise in the integral. The factor involving Planck's constant  $h$  is an inescapable remnant of the quantum mechanical origins of the ensemble. As a crude explanation, one might think of the transition to the classical continuum as a smearing out of each of the true quantum states of the system. The "distance" between each adjacent point in quantum phase space is proportional to  $h$ , so the volume of these smeared-out regions goes as  $h^{3N}$ , and this must be divided out to renormalize the sum. Note also that the term in  $h$  cancels the dimensions of the integration variables  $\mathbf{r}^N \mathbf{p}^N$ . The other term in the integral,  $N!$ , eliminates overcounting of the microstates. Each bona fide, unique element of the ensemble arises in this phase-space integral  $N!$  times. This happens because all molecules move over all of the system volume, and multiple configurations arise that differ only in the labeling of the molecules. For indistinguishable molecules the labels are physically irrelevant, so these labeling permutations should not all contribute to the phase-space integral. The expression for the canonical-ensemble partition function follows likewise

$$Q = \frac{1}{h^{dN} N!} \int d\mathbf{p}^N \int d\mathbf{r}^N e^{-\beta E(\mathbf{p}^N, \mathbf{r}^N)}$$

With a suitable choice of coordinates, it is possible to separate the total energy  $E$  into a kinetic part  $K$  that depends only on the momentum coordinates, and a potential part  $U$  that likewise depends only on the position coordinates:

$$E(\mathbf{p}^N, \mathbf{r}^N) = K(\mathbf{p}^N) + U(\mathbf{r}^N)$$

The kinetic energy is quadratic in the momenta

$$K(p^N) = \sum_i p_i^2 / 2m_i$$

and this contribution can be treated analytically in the partition function:

$$\begin{aligned} Q &= \frac{1}{h^{dN} N!} \int dp^N e^{-\beta \sum p_i^2 / 2m} \int dr^N e^{-\beta U(r^N)} \\ &= \frac{1}{\Lambda^{dN}} \frac{1}{N!} \int dr^N e^{-\beta U(r^N)} \\ &= \frac{1}{\Lambda^{dN}} Z_N \end{aligned}$$

where  $\Lambda = \frac{h}{\sqrt{2\pi mkT}}$  is known as the thermal de Broglie wavelength and  $Z_N$  as defined here is the *configurational integral* (some authors define it to not include the  $N!$  term). The momentum contributions drop out of ensemble averages of observables that depend only on coordinates

$$\langle A \rangle = \frac{1}{Z_N} \frac{1}{N!} \int dr^N A(r^N) e^{-\beta U(r^N)}$$

This formula sees broad use in molecular simulation.

### Time Averaging and Ergodicity (A brief aside)

The ergodic postulate relates the ensemble average to a time average, so it is worthwhile to cast the time average in an explicit mathematical form. This type of average becomes important when considering the molecular-dynamical behavior that underlies macroscopic transport processes. A full treatment of the topic comes later in this course.

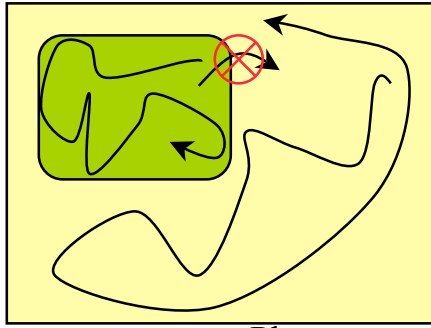
The time average is taken over all states encountered in a dynamical trajectory of the system. It can be written thus

$$\bar{A} = \lim_{t \rightarrow \infty} \frac{1}{t} \int_0^t A(p^N(t), r^N(t); p^N(0), r^N(0)) dt'$$

The positions and momenta are given as functions of time  $(\mathbf{r}^N(t), \mathbf{p}^N(t))$  via the governing mechanics. As indicated, these depend on their values at the initial time,  $t = 0$ . However, if the dynamics is ergodic (it can reach all elements of the corresponding microcanonical ensemble), then in the limit of infinite time the initial conditions become irrelevant (with the notable qualification that the initial conditions specify the total energy, and thus designate the particular microcanonical (EVN) ensemble that is sampled; a more precise statement is that the time average is independent of which member of a given microcanonical ensemble is chosen as the initial condition).



As stated above, if a dynamical process is capable of reaching a representative set



elements of an ensemble (since the number of elements is infinite, the complete set of states can never be reached), we say that the process is *ergodic*. Illustration 5 shows a schematic representation of a case in which the dynamics is not ergodic. It is useful to generalize this idea to processes that are not necessarily following the true dynamics of the system. Any algorithm that purports to generate a representative set of configurations from the ensemble may be viewed in terms of its ergodicity. It is ergodic if it does generate a representative sample (in the time it is given to proceed).

An applet demonstrating non-ergodic behavior is presented in Illustration 6.

## Simple Thermodynamic Averages

### Internal energy

The ensemble average of the internal energy must certainly correspond to the thermodynamic quantity known as the internal energy. How could there be any disputing this? Well, let us not take it for granted, and instead set about proving this result from the preceding developments. It is actually very simple to do, and it sets the stage for more difficult derivations of the same type.

The Gibbs-Helmholtz equation of thermodynamics states

$$E_{\text{internal}} = \left( \frac{\partial(A/kT)}{\partial(1/kT)} \right)_{V,N}$$

If we apply the canonical-ensemble bridge equation to write the Helmholtz free energy  $A$  in terms of the partition function we have the following

$$\begin{aligned}
E_{\text{internal}} &= \left( \frac{\partial(A/kT)}{\partial(1/kT)} \right)_{V,N} \\
&= - \frac{\partial \ln Q}{\partial \beta} \\
&= - \frac{1}{Q} \frac{\partial}{\partial \beta} \left[ \frac{1}{h^{3N} N!} \int dp^N \int dr^N e^{-\beta E(p^N, r^N)} \right] \\
&= + \frac{1}{Q} \frac{1}{h^{3N} N!} \int dp^N \int dr^N E(p^N, r^N) e^{-\beta E(p^N, r^N)} \\
&= \langle E \rangle
\end{aligned}$$

which is what we set out to prove. Other simple averages, such as the average volume in the NPT ensemble, or the average number of molecules in the grand-canonical ensemble, can be confirmed to connect to the expected thermodynamic observables in a similar fashion. We leave this verification as an exercise to the reader.

We can take our result for the energy one step further by introducing the separation of the energy into its kinetic and potential contributions, as discussed above:

$$\begin{aligned}
\langle E \rangle &= \frac{1}{Q} \frac{1}{h^{3N} N!} \int dp^N \int dr^N \left[ K(p^N) + U(r^N) \right] e^{-\beta E(p^N, r^N)} \\
&= \frac{1}{\Lambda^{3N}} \int dp^N \left( \sum \frac{|\mathbf{p}_i|^2}{2m_i} \right) e^{-\beta \sum |\mathbf{p}_i|^2 / 2m_i} + \frac{1}{Z_N} \frac{1}{N!} \int dr^N U(r^N) e^{-\beta U(r^N)} \\
&= \frac{d}{2} N kT + \langle U \rangle
\end{aligned}$$

So the kinetic-energy contribution can be treated analytically, and we arrive at the well-known result that each configuration coordinate contributes  $kT/2$  to the internal kinetic energy. This result is known as the principle of equipartition, indicating that the kinetic energy distributes equally among all microscopic degrees of freedom.

If the potential energy is zero, the system behaves as an ideal gas and the total internal energy is just that given by the kinetic contribution. In many circumstances the simplicity of the kinetic part leads us to ignore it while we focus on the more interesting potential contribution. It then becomes easy to forget the kinetic part altogether, and to speak of the potential energy as if it were the only contributor to the internal energy. The tacit understanding is that we all know the kinetic part is there and should be added in if the internal energy is needed for any practical application (e.g., computing a heating requirement).

## Temperature

Many simulations are conducted in constant-temperature ensembles, and there is no need to measure the temperature. However, elementary molecular dynamics simulations sample the microcanonical ensemble, and thus the temperature is not a quantity known *a priori*. In this ensemble the total energy is constant, but this energy continually

redistributes between kinetic and potential forms. The standard means for measuring the temperature rests on the notion of equipartition, discussed in the previous section. Temperature is expressed in terms of an average of the kinetic energy, thus

$$\langle T \rangle = \frac{1}{dNk} \left\langle \sum_{i=1}^N \frac{|\mathbf{p}_i|^2}{m_i} \right\rangle$$

Recently Evans has developed an expression for the appropriate ensemble average needed to evaluate the temperature. His approach does not rely on equipartition, but instead appeals to the more fundamental definition of temperature as the change in the entropy with energy in an isolated system. We will present this formulation later.

## Pressure

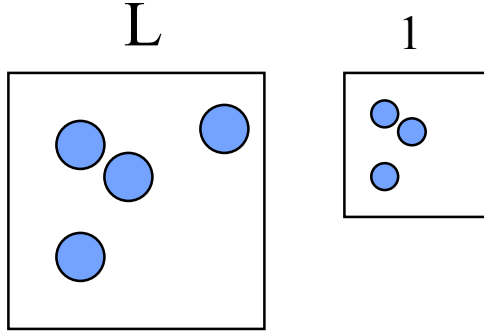
Derivation of a working equation for the pressure is much trickier. Previously we saw the pressure computed as an average of the momentum flux arising from the collisions of hard spheres with the walls containing them. We have since learned how to use periodic boundary conditions to conduct simulations without walls, and this leaves us with a need for another route to measurement of the pressure in our simulations. We follow the same we introduced to connect the thermodynamic internal energy to an ensemble average, beginning now with the thermodynamic expression for the pressure:

$$\begin{aligned} P &= - \left( \frac{\partial(A/kT)}{\partial V} \right)_{T,N} \\ &= \frac{\partial \ln Q}{\partial V} \\ &= \frac{1}{Q} \frac{\partial}{\partial V} \left[ \frac{1}{h^{3N} N!} \int dp^N \int dr^N e^{-\beta E(p^N, r^N)} \right] \end{aligned}$$

Where is  $V$  in the phase-space integral? It lies in the limits of integration of the position integrals. There is a standard trick used to move the volume dependence into a position where it is more easily differentiated. It is worth describing this idea here, as it arises again in the simulation of systems at constant pressure, in which the volume fluctuates. Before going further, let us point out that the volume does not enter into the momentum integrals or the kinetic contribution to the energy. Upon separating these parts in the manner shown above the volume derivative causes them to drop out, so we can simplify our starting point a bit by removing them now, thus:

$$P = \frac{1}{Z_N} \frac{\partial}{\partial V} \left[ \int_{V^N} dr^N e^{-\beta U(r^N)} \right]$$

We now scale all the position coordinates by the linear dimension  $L$  of the volume ( $V = L^d$ ). To fix ideas, imagine that the volume is cubic in shape, as shown in Illustration 7. Taking for example a 2-dimensional space, we define scaled coordinates



$\mathbf{s} = (s_x, s_y) = (r_x / L, r_y / L) = \mathbf{r} / L$  (we introduce some useful shorthand notation here) and rewrite the configuration integral over a unit volume

$$P = \frac{1}{Z_N} \frac{\partial}{\partial V} \left[ \int_1 d(V\mathbf{s})^N e^{-\beta U((V\mathbf{r})^N)} \right]$$

The internal energy  $U$  depends on volume through the pair separation vectors  $\mathbf{r} = (V\mathbf{s})$ . Remember that the force on a molecule is the gradient of the potential

$$\mathbf{F}_i = - \left( \frac{\partial U}{\partial r_x} \hat{\mathbf{e}}_x + \frac{\partial U}{\partial r_y} \hat{\mathbf{e}}_y \right)$$

and note that our coordinate scaling now maps changes in the volume to changes in the spatial positions of all the molecules, and through this process effects a change in the energy. Consequently, the volume derivative can be expressed in terms of the forces on the molecules:

$$\begin{aligned} \frac{\partial}{\partial V} U(V\mathbf{s}_1, \dots, V\mathbf{s}_N) &= \sum_{i=1}^N \left( \frac{\partial U}{\partial (Ls_{i,x})} \frac{d(Ls_{i,x})}{dV} + \frac{\partial U}{\partial (Ls_{i,y})} \frac{d(Ls_{i,y})}{dV} \right) \\ &= \frac{1}{Vd} \sum_{i=1}^N \left( \frac{\partial U}{\partial r_{i,x}} r_{i,x} + \frac{\partial U}{\partial r_{i,y}} r_{i,y} \right) \\ &= \frac{1}{Vd} \sum_{i=1}^N \mathbf{F}_i \cdot \mathbf{r}_i \end{aligned}$$

If we define the *virial*  $W$

$$W \equiv \frac{1}{d} \sum_{i=1}^N \mathbf{F}_i \cdot \mathbf{r}_i$$

then on executing all the volume derivatives needed for the pressure, we obtain

$$P = \frac{NkT}{V} + \frac{1}{V} \langle W \rangle$$

The first part is just the ideal-gas contribution, while the second term entails the ensemble average. This is known as the virial formula for the pressure (not to be confused with the low-density expansion of the pressure, known as the virial equation of state).

One more step is needed to render this result into a useful form. If the interactions between the molecules are pairwise additive—meaning that the potential energy can be written as a sum of terms each involving the coordinate of no more than two molecules—then the force on a molecule can likewise be decomposed into a sum of pair terms. Considering that forces between molecules are equal in magnitude and opposite in direction, the virial can be expressed as a pair sum too

$$W = \frac{1}{d} \sum_{i=1}^N \sum_{j<i} \mathbf{r}_{ij} \cdot \mathbf{F}_{ij}$$

where  $\mathbf{r}_{ij} \equiv \mathbf{r}_i - \mathbf{r}_j$  and  $\mathbf{F}_{ij}$  is the force that molecule  $j$  exerts on molecule  $i$ . For spherically symmetric intermolecular potentials,  $u(\mathbf{r}_{ij}) = u(|\mathbf{r}_{ij}|) = u(r)$  this simplifies further

$$\begin{aligned} W &= -\frac{1}{d} \sum_{i=1}^N \sum_{j<i} r_{ij} \frac{du(r_{ij})}{dr_{ij}} \\ &= -\frac{1}{d} \sum_{i=1}^N \sum_{j<i} w(r) \end{aligned}$$

Measurements of the pressure by molecular simulation are usually not accomplished to the same precision as measurements of the energy. Adjacent molecules tend to position themselves about each other at the point where their mutual force is zero, which coincides with the minimum of their pair energy. This means that there are a substantial number of pair energies that have their maximum possible magnitude. In contrast, many contributions to the pressure are from pairs having nearly zero force, or with positive and negative contributions that tend to cancel.

These results for the pressure are valid equally to hard and soft potentials, but their application to hard potentials requires a bit of additional thinking. As reviewed in an earlier chapter, for hard potentials the force is zero except at the moment of impact, where it is infinite for an instant in time. The time integral of the force over this instant is the finite impulse that the spheres apply to each other, and it is this impulse that must be averaged to get the pressure. Referring to the material presented earlier on hard-sphere collisions, we have

$$\int_{\text{collision}} \vec{r}_{12} \cdot \vec{f}_{12} dt = \vec{r}_{12} \cdot \Delta \vec{p} \\ = m_R \vec{v}_{12} \cdot \vec{r}_{12}$$

Contributions to the average needed for the pressure are made only at each collision, so the pressure can be computed by summing this quantity over all collisions

$$\langle W \rangle = -\frac{1}{td} \sum_{\text{collisions}} m_{R,ij} \mathbf{v}_{ij} \cdot \mathbf{r}_{ij}$$

Note the velocities used here are those before the collision, when  $\mathbf{v} \cdot \mathbf{r} < 0$ ; also,  $t$  in this equation is the total simulation time elapsed during all the collisions in the sum.

## Entropy and free energy

At first glance seems that the free energy is the simplest of all properties to evaluate by molecular simulation. After all, the bridge equation, the fundamental equation connecting thermodynamics to the partition function, gives the free energy explicitly. The problem is not one of principle, but of practice. For (almost) all interesting systems, the phase-space integral that defines the partition function cannot be evaluated directly by any means. It is certainly too complex to handle analytically, and it is even too difficult to treat numerically. The applet in Illustration 8 should convey a real sense of the problem. Any methodical algorithm (*e.g.*, Simpson's rule) applied to this high-dimensional integral will take eons to complete. The problem is discussed further in the section on Monte Carlo simulation.

One might object that the same problem accompanies the evaluation of any ensemble average. It is computationally impossible to perform a complete sum over all elements of the ensemble, so how can any average be computed? The difference is that ensemble averages do not require all members to be counted in the average; it requires only that a representative sample be examined. The ensemble average is a sum of individual observations of a property defined for each element of the ensemble. In contrast, the free energy is a property of the *entire ensemble*. The entropy, for example, is the total number of elements in the ensemble. A representative sample of the ensemble cannot be used to tell how many members are left outside the sample. To evaluate the free energy one must, in principle, enumerate all of the elements of the corresponding ensemble.

The trick to calculating free energies by molecular simulation is to settle for computing *free-energy differences*. This is not nearly as hard as computing an absolute free energy. Still there are many pitfalls, and free-energy calculation is a highly specialized technique in molecular simulation. We reserve its discussion for another part of this book.

## Second-derivative properties

The heat capacity is an example of a “2<sup>nd</sup>-derivative” property, in that it can be expressed as a second-derivative of a thermodynamic potential

$$C_v = \left( \frac{\partial E}{\partial T} \right)_{V,N} = -k\beta^2 \left( \frac{\partial^2 (\beta A)}{\partial \beta^2} \right)_{V,N}$$

The formula for evaluating it by molecular simulation follows in simple way from the expression for the average energy. For convenience in what follows we express the T-derivative as a derivative of  $\beta = 1/kT$

$$\begin{aligned} C_v &= -k\beta^2 \left( \frac{\partial \langle E \rangle}{\partial \beta} \right)_{V,N} \\ &= -k\beta^2 \frac{\partial}{\partial \beta} \frac{1}{Q(\beta)} \int dr^N dp^N E e^{-\beta E} \end{aligned}$$

The dependence on  $\beta$  is highlighted in red. There are two parts, one involving the integrand, and the other involving the normalizing partition function. Straightforward manipulations lead us to a simple expression for the heat capacity

$$C_v = k\beta^2 \left[ \langle E^2 \rangle - \langle E \rangle^2 \right]$$

This is an interesting result. The heat capacity is given in terms of the variance of the distribution of energies in the canonical ensemble. A broad distribution of energies corresponds to a large heat capacity. At low temperatures quantum effects become more important, because low energy become most relevant. These quantum energies usually are widely separated, and their discretization severely limits the number that contribute to the ensemble. The outcome is that the heat capacity can be much smaller than expected from a continuum treatment.

Note that each of the averages used to calculate the heat capacity is a quantity of order  $N^2$ , but their difference yields a quantity of order  $N$  (the heat capacity is an extensive thermodynamic variable). This means that the heat capacity is computed as the small difference of large numbers. Consequently it cannot be obtained to the same precision as the 1<sup>st</sup>-derivative properties such as the energy or even the pressure.

The heat capacity is the variation in one ensemble average,  $\langle E \rangle$ , as the temperature is changed. It might actually seem surprising that such a quantity can be measured at all with just a single simulation at one temperature. There must be something going on in an ensemble at one temperature that tells us things about the ensemble at another temperature. But such an observation is not so profound. Remember that changing the temperature in the canonical ensemble merely changes the weighting assigned to the elements of the ensemble. The elements themselves do not change, and they are all included in the ensemble regardless of the temperature. Changing the temperature by a small amount changes the weighting of each ensemble element by a correspondingly small amount. So members of the ensemble that prevail at one temperature are likely to be important at a temperature not far removed, so a single simulation can indeed provide

information at more than one temperature. This notion has recently come to be exploited to a high degree by the “histogram-reweighting” method, an advanced simulation technique that we discuss in a subsequent chapter.

We find in general that 2<sup>nd</sup>-derivative properties are expressed as variances or covariances of the corresponding 1<sup>st</sup>-derivative properties. Thus we have the compressibility given as the variance of the volume in the NPT ensemble

$$\begin{aligned}\kappa &\equiv -\frac{1}{V} \left( \frac{\partial V}{\partial P} \right)_{T,N} \\ &= \beta \frac{1}{V} \left[ \langle V^2 \rangle - \langle V \rangle^2 \right]\end{aligned}$$

or the molecule number in the grand-canonical ensemble

$$\kappa = \beta \frac{V}{N^2} \left[ \langle N^2 \rangle - \langle N \rangle^2 \right]$$

While the coefficient of thermal expansion is given as the covariance in the NPT ensemble

$$\begin{aligned}\alpha_T &\equiv \frac{1}{V} \left( \frac{\partial V}{\partial T} \right)_{P,N} \\ &= -k\beta^2 \frac{1}{V} \left[ \langle HV \rangle - \langle H \rangle \langle V \rangle \right]\end{aligned}$$

where  $H \equiv E + PV$  is the instantaneous enthalpy. Relations for these quantities can also be written for the canonical ensemble using variances that involve the virial  $W$ .

## Fluctuations

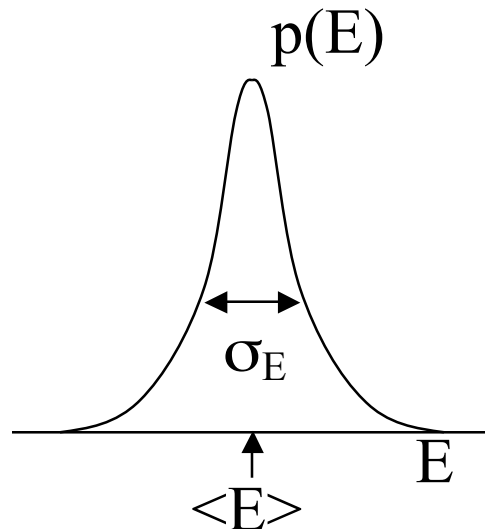
We turn now to the final topic we consider in our introductory survey of statistical mechanics. We have emphasized that the macroscopic behavior of any system can be cast as the sum of properties of many different microstates that are each consistent with certain fixed macroscopic features (the total volume, for example). Even though these microstates differ in many other ways, it seems sufficient to characterize the macroscopic observable in terms of a single ensemble average. Thus the canonical-ensemble-averaged energy characterizes completely the thermodynamic internal energy. Why are the deviant microstates irrelevant? Put more bluntly, why does thermodynamics work? As discussed at the beginning of this chapter, the answer lies in the statistics of large numbers.

However, the number of molecules forming a classical thermodynamic system (of order  $10^{23}$ ) is astronomically greater than the number used in a molecular simulation (of order  $10^3$ ). Consequently some of the features we take for granted in thermodynamics may fail when applied to a molecular simulation. Fortunately, it happens that  $10^3$  is plenty large



enough for many purposes, but it pays to be aware of the danger in applying thermodynamics to small systems. Thus we consider the topic briefly here.

The ensemble average, or mean, is the statistic that connects to many thermodynamic observables. To characterize the importance of configurations that differ from the mean, it is appropriate to examine the ensemble variance (or standard deviation). To use a specific example, we will consider the energy. How many members of the ensemble have energies that differ from the mean, or more precisely, what is the ensemble weight of the deviant members? Illustration 9 provides a schematic of the question. The standard deviation of the energy is the root-mean-square difference of each configurational energy from the average. It is easy to show that this can be expressed as the difference in the “average square energy” and the “square of the average energy”



$$\begin{aligned}\sigma_E &= \left\langle (E - \langle E \rangle)^2 \right\rangle^{1/2} \\ &= \left[ \langle E^2 \rangle - \langle E \rangle^2 \right]^{1/2}\end{aligned}$$

We recently encountered the latter expression in our discussion of the heat capacity  $C_V$ . Thus

$$\sigma_E = kT(C_V / k)^{1/2}$$

The important measure is the standard deviation relative to the mean

$$\frac{\sigma_E}{\langle E \rangle} = \frac{kT(C_V / k)^{1/2}}{\langle E \rangle} = \frac{O(N^{1/2})}{O(N)} = O(N^{-1/2})$$

Here we apply the experimental observation that the heat capacity is an extensive property. For a macroscopic system, the ratio is of order  $10^{-11}$ : the likelihood of observing a microstate that differs from the average by one standard deviation is about one in one trillion. This indicates a very sharply peaked distribution of energies, for which the mean is completely sufficient for its characterization. For molecular simulation, the story is very different, and we see that we can expect to see fluctuations in the energy of order 1 to 10% when sampling the relevant members of the ensemble. Illustration 10 presents an applet that demonstrates the change in the magnitude of fluctuations with system size.

A related issue is the matter of equivalence of ensembles. The question here could be phrased thus:

- if I take a measurement of the pressure in a canonical ensemble at some volume;
- and then input that pressure to an isothermal-isobaric ensemble;
- will the NPT average of the volume equal the original canonical-ensemble volume?

The answer is yes, but only for a sufficiently large system. Averages from different ensembles are consistent only to within quantities of order  $1/N$ . We can demonstrate the discrepancy with a simple example based on the ideal gas. The potential energy of an ideal gas is defined to be zero:  $U(\mathbf{r}^N) \equiv 0$ . Consequently, the canonical ensemble partition function can be evaluated analytically:

$$\begin{aligned} Q_{id} &= \frac{1}{h^{dN} N!} \int dp^N \int d\mathbf{r}^N e^{-\beta K(p^N)} \\ &= \frac{V^N}{\Lambda^{dN} N!} \end{aligned}$$

and the equation of state is easily derived

$$\begin{aligned} P_{id} &= kT \frac{\partial \ln Q_{id}}{\partial V} \\ &= \frac{NkT}{V} \end{aligned}$$

We could instead develop this result in the isothermal-isobaric ensemble. The partition function there is

$$\begin{aligned}
\Delta &= \int_0^\infty dV e^{-\beta PV} \frac{1}{h^{dN} N!} \int dp^N \int dr^N e^{-\beta E(p^N, r^N)} \\
&= \int_0^\infty dV e^{-\beta PV} \frac{V^N}{\Lambda^{dN} N!} \\
&= \frac{1}{(\beta P)^{N+1} \Lambda^{dN}}
\end{aligned}$$

The corresponding equation of state is given by

$$\begin{aligned}
V &= - \frac{\partial \ln \Delta}{\partial (\beta P)} \\
&= \frac{N+1}{\beta P}
\end{aligned}$$

from which

$$P_{ig} = \frac{NkT}{V} + \frac{\rho}{N}$$

where  $\rho = N/V$  is the number density. Clearly this expression differs from the canonical-ensemble result, but by a factor that vanishes in the thermodynamic limit of infinite  $N$ .